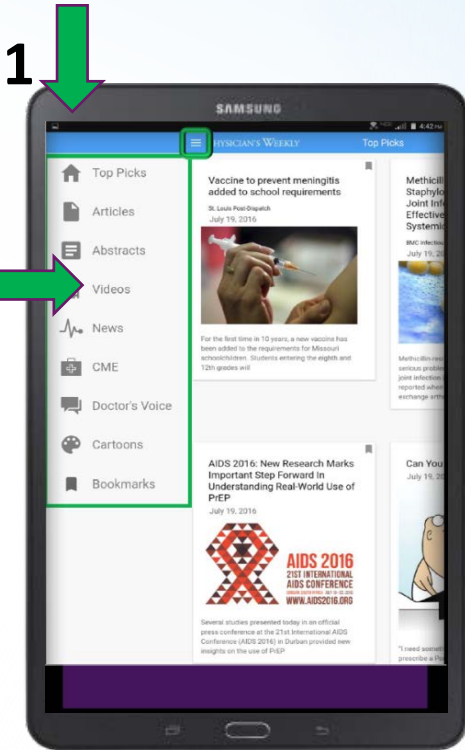

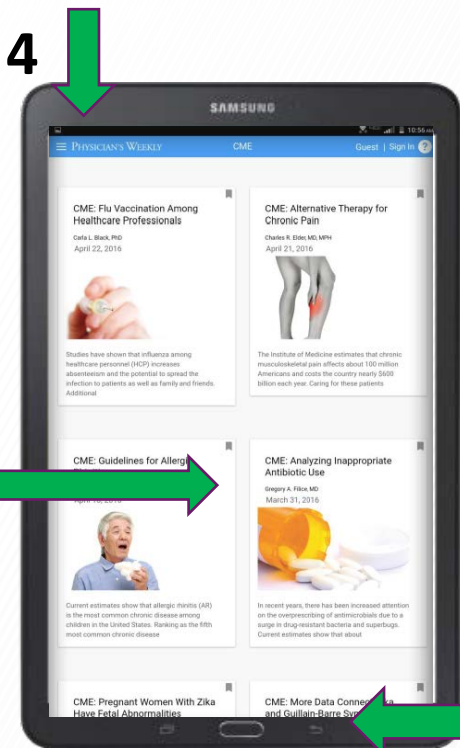




Physician's Weekly Tablet – Quick Reference



- To refresh content on the tablet, place your finger on the screen and swipe downwards
- **(1) Content Menu:** Press the three stacked lines in the upper left corner of the screen to open the content menu 
- **(2) Content Screens:** Select the type of content you would like to view (CME, news, cartoons, etc)



- **(3) Content Selection:** Once on the content screen, press the image or title to go to the full article, video, CME activity, etc
- **Go back:** To go back to the previous page:
 - **(4)** Press the white arrow  in the top left corner of screen
 - **(5)** Press the white arrow  on the bottom of device frame
 - **(1)** Select menu to go to a different content screen